



























**INTERNATIONAL COLOR CODING**

Calibration EN 60584-1	IEC 584 DIN 43722	ANSI MC96.1	GB/T4989-94	JIS C 1610
J				
K				
T				
E				
S/R				
N				
B				

Tolerance Values and Temperature Limits as per IEC 60584  
(reference temperature at 0°C)

Calibration	Range	Class 1	Range	Class 2
J	-40 ... 750 °C	±1,5 °C or 0,004·(t)	-40 ... 750 °C	±2,5 °C or 0,0075·(t)
K	-40 ... 1000 °C	±1,5 °C or 0,004·(t)	-40 ... 1200 °C	±2,5 °C or 0,0075·(t)
T	-40 ... 350 °C	±0,5 °C or 0,004·(t)	-40 ... 350 °C	±1,0 °C or 0,0075·(t)
E	-40 ... 800 °C	±1,5 °C or 0,004·(t)	-40 ... 900 °C	±2,5 °C or 0,0075·(t)
S/R	0 ... 1600 °C	±1,0 °C or [1,0+0,003(t-1100)] °C	0 ... 1600 °C	±1,5 °C or 0,0025·(t)
N	-40 ... 1000 °C	±1,5 °C or 0,004·(t)	-40 ... 1200 °C	±2,5 °C or 0,0075·(t)
B			600 ... 1700 °C	±1,5 °C or 0,0025·(t)

The highest value of inaccuracy applies (t = absolute value of the actual temperature)

All information is for general guidance only. See to the appropriate standards for binding data.

**Tempco Nederland B.V.**  
Goudseweg 181  
2411 HK Bodegroven  
The Netherlands  
Tel +31 (0) 172 493 141  
info@tempco-sensors.nl  
www.tempco-sensors.nl

