



























INTERNATIONAL COLOR CODING

Calibration EN 60584-1	IEC 584 DIN 43722	ANSI MC96.1	GB/T4989-94	JIS C 1610
J				
K				
T				
E				
S/R				
N				
B				

Tolerance Values and Temperature Limits as per IEC 60584
(reference temperature at 0°C)

Calibration	Range	Class 1	Range	Class 2
J	-40 ... 750 °C	±1,5 °C or 0,004·(t)	-40 ... 750 °C	±2,5 °C or 0,0075·(t)
K	-40 ... 1000 °C	±1,5 °C or 0,004·(t)	-40 ... 1200 °C	±2,5 °C or 0,0075·(t)
T	-40 ... 350 °C	±0,5 °C or 0,004·(t)	-40 ... 350 °C	±1,0 °C or 0,0075·(t)
E	-40 ... 800 °C	±1,5 °C or 0,004·(t)	-40 ... 900 °C	±2,5 °C or 0,0075·(t)
S/R	0 ... 1600 °C	±1,0 °C or [1,0+0,003(t-1100)] °C	0 ... 1600 °C	±1,5 °C or 0,0025·(t)
N	-40 ... 1000 °C	±1,5 °C or 0,004·(t)	-40 ... 1200 °C	±2,5 °C or 0,0075·(t)
B			600 ... 1700 °C	±1,5 °C or 0,0025·(t)

The highest value of inaccuracy applies (t = absolute value of the actual temperature)

All information is for general guidance only. See to the appropriate standards for binding data.

Tempco Nederland B.V.
Goudseweg 181
2411 HK Bodegroven
The Netherlands

Tel +31 (0) 172 493 141
info@tempco-sensors.nl
www.tempco-sensors.nl

